

Fanps 60m³, "Ballast wagon"

For the transport of ballast



Advantages

- Adjustment and control of the position of the unloading cylinders and hoppers by radio control.
- Soundproofing of unloading cylinders
- The 6 unloading cylinders are operated by radio-control
- 360° lighting of the ballast wagon provided by 10 LEDs



Payload


Load limits		A	B	C	D
	S	42.0 t	50.0 t	58.0 t	68.0 t
	120	00.0 t			
Tare weight	22,000 kg				


Technical data

Wheelsets	22.5 t
UIC- profile	EN 15273-2 (G1-profile)
Hand brake weight	7 t

Dimensions and equipment

Length over buffers (overall length)	15.640 mm
Outer axle base	12,400 mm
Track width	1.435 mm
Minimum radius	60 m
Axle load	22.5 t
Volume	60 m ³
Number of discharge outlets	3
Width of loading opening	1.960 mm
Length of loading opening	11.220 mm
Width of discharge outlets	780 mm
Length of discharge outlets	3 x 1,040 mm



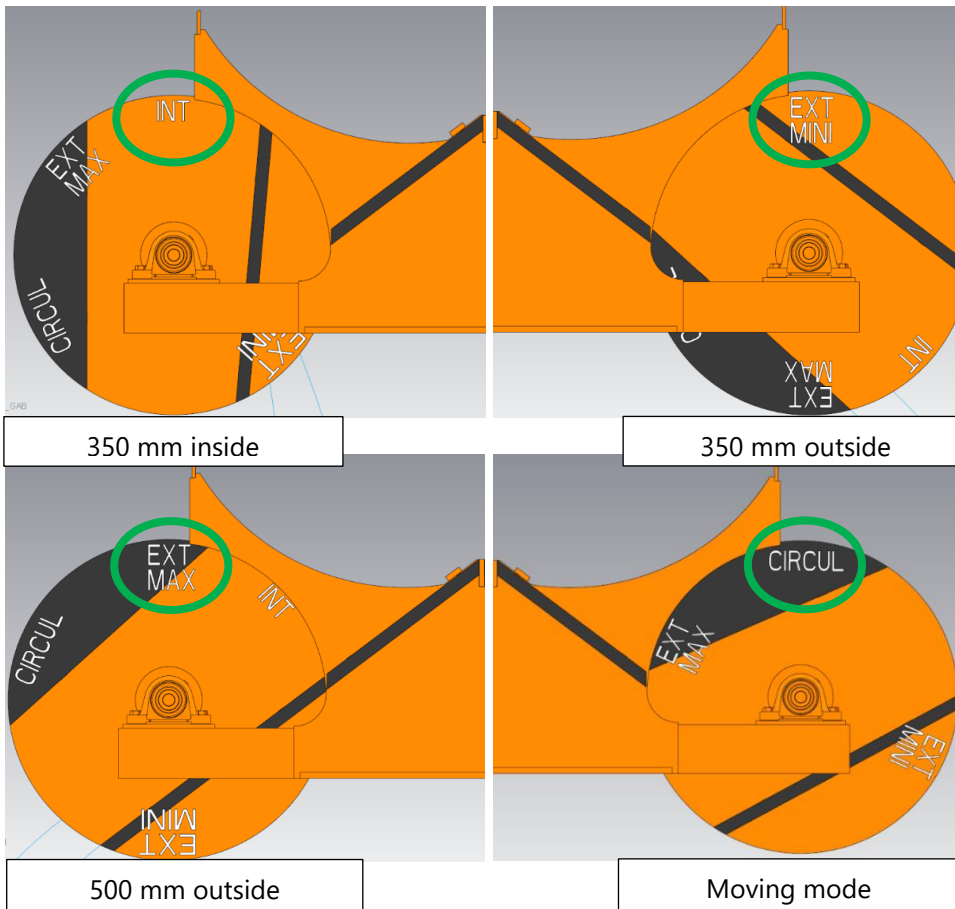



Optimal for the transport of

Crushed stone, gravel (>6 mm), rock

Comparison of unloading options

- The 3 drums on the same side of the wagon are linked by a connecting shaft.
- These 3 drums can be adjusted to 4 positions:
 - One position for discharging the ballast about 350 mm inside the rail.
 - One position for discharging the ballast about 350 mm outside the rail.
 - One position for discharging the ballast about 500 mm outside the rail.
 - One moving position.





To be performed when the wagon is stationary and the hopper helmets are in the closed position.

Lateral unloading

Central unloading